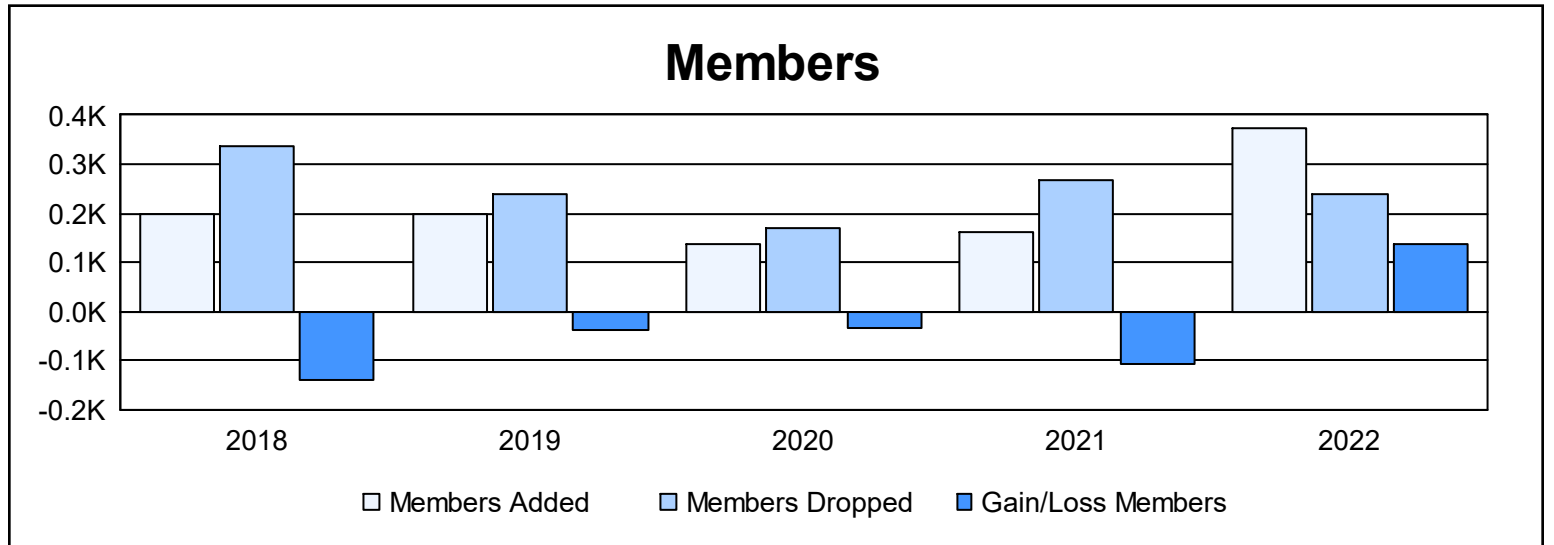
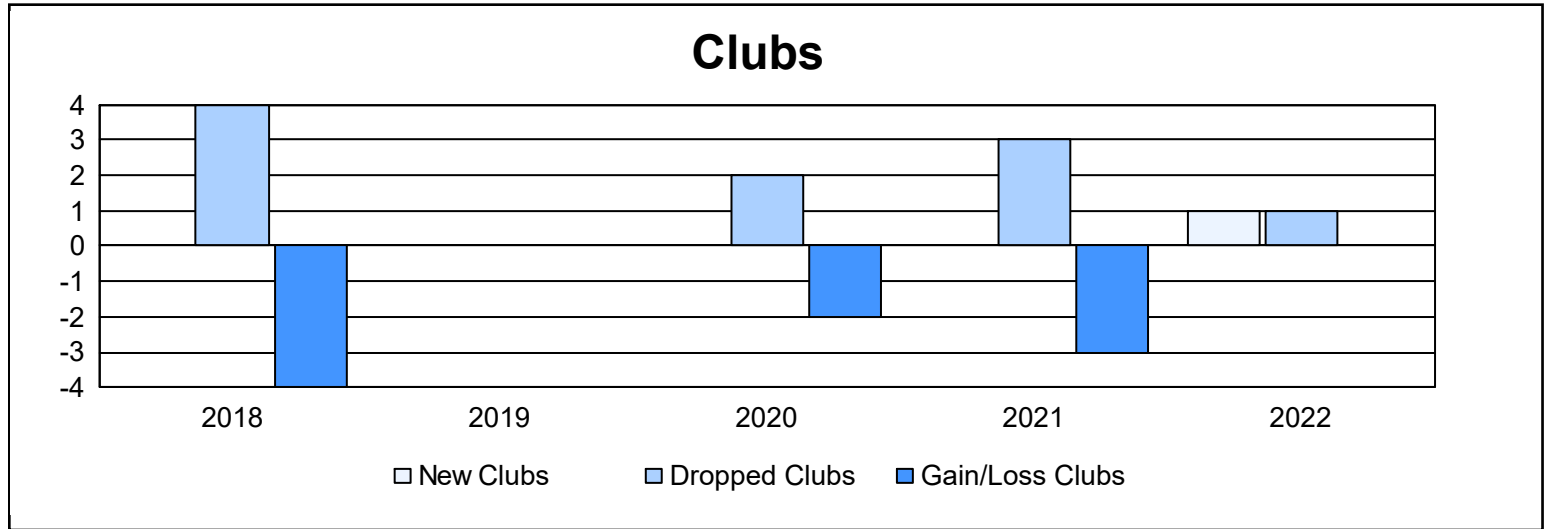
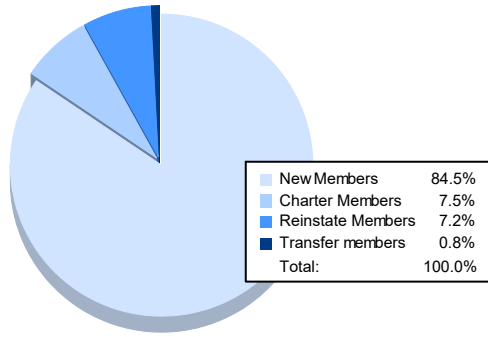


| Year           | New Clubs | Dropped Clubs | Gain/ Loss Clubs | New Members | Charter Members | Reinstate Members | Transfer Members | Total Member Added | Total Members Dropped | Gain/ Loss Members |
|----------------|-----------|---------------|------------------|-------------|-----------------|-------------------|------------------|--------------------|-----------------------|--------------------|
| 2017-2018      | 0         | 4             | -4               | 176         | 2               | 13                | 8                | 199                | 337                   | -138               |
| 2018-2019      | 0         | 0             | 0                | 176         | 7               | 15                | 1                | 199                | 237                   | -38                |
| 2019-2020      | 0         | 2             | -2               | 125         | 0               | 4                 | 9                | 138                | 170                   | -32                |
| 2020-2021      | 0         | 3             | -3               | 142         | 1               | 14                | 3                | 160                | 268                   | -108               |
| 2021-2022      | 1         | 1             | 0                | 317         | 28              | 27                | 3                | 375                | 239                   | 136                |
| <b>Average</b> | <b>0</b>  | <b>2</b>      | <b>-2</b>        | <b>187</b>  | <b>8</b>        | <b>15</b>         | <b>5</b>         | <b>214</b>         | <b>250</b>            | <b>-36</b>         |



### Membership Composition June 2022 Cumulative



### Gender Composition June 2022 Cumulative

